

Moodle Bitron Guide

How to access



From the platform homepage (<https://bitronacademy.com/>) it is possible to access in two ways:



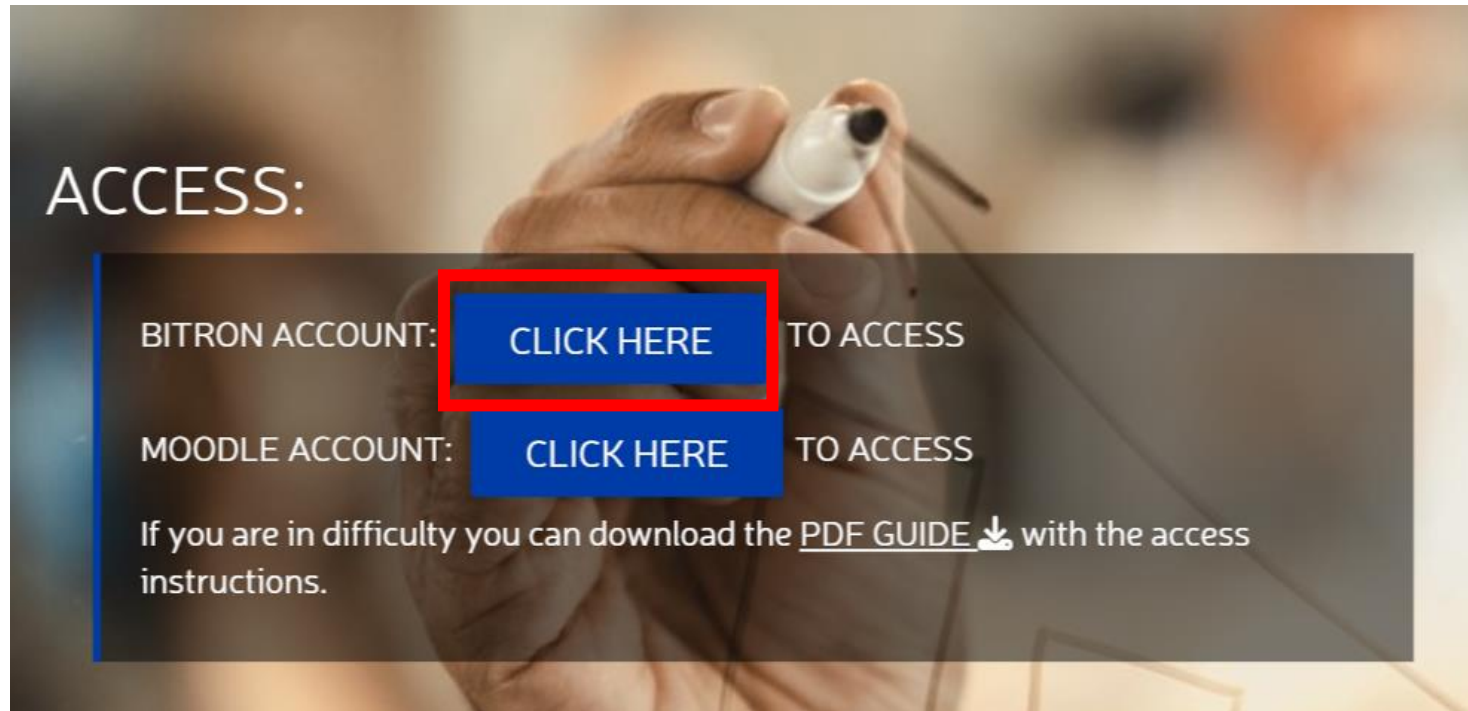
ACCESS:

BITRON ACCOUNT: [CLICK HERE](#) TO ACCESS

MOODLE ACCOUNT: [CLICK HERE](#) TO ACCESS

If you are in difficulty you can download the [PDF GUIDE](#)  with the access instructions.


If you have a **Bitron account** click on the first button.

A background image of a hand holding a white marker, with a semi-transparent dark grey box overlaid on the left side containing text and buttons.

ACCESS:

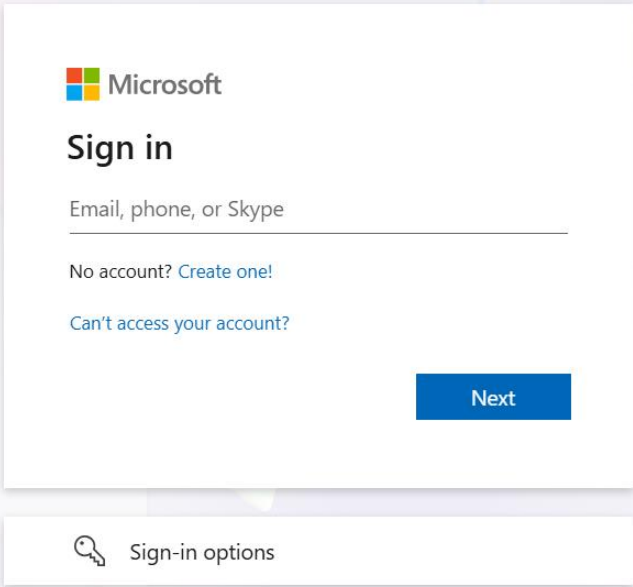
BITRON ACCOUNT: [CLICK HERE](#) TO ACCESS

MOODLE ACCOUNT: [CLICK HERE](#) TO ACCESS

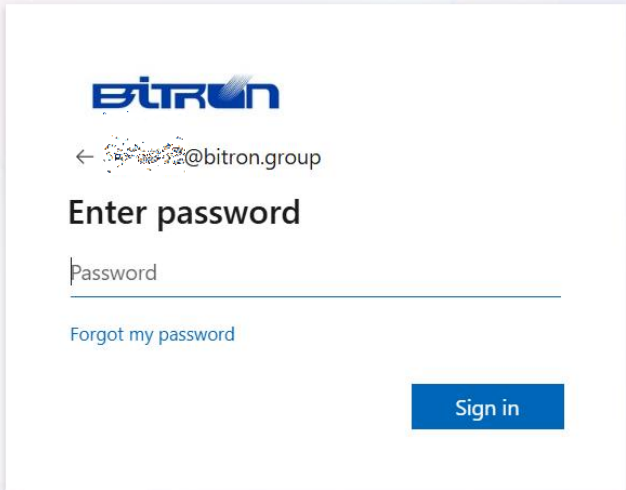
If you are in difficulty you can download the [PDF GUIDE](#)  with the access instructions.

You will be directed to this page: <https://login.microsoftonline.com/>

Enter username and password you normally use on Windows
and click on “**Next**” and after “**Sign in**”.



The image shows the Microsoft sign-in page. At the top left is the Microsoft logo. Below it, the text "Sign in" is displayed. Underneath is a text input field with the placeholder "Email, phone, or Skype". Below the input field are two links: "No account? Create one!" and "Can't access your account?". At the bottom right of the main white box is a blue button labeled "Next". Below the main box is a secondary white box containing a key icon and the text "Sign-in options".



The image shows the Bitron password entry page. At the top is the Bitron logo. Below it is a text input field containing the email address "@bitron.group" with a back arrow icon to its left. Underneath is the text "Enter password". Below that is another text input field with the placeholder "Password". At the bottom left of the main white box is a link "Forgot my password". At the bottom right is a blue button labeled "Sign in".

If you have a **Moodle account** click on the second button.

A background image of a hand holding a white marker, with a semi-transparent dark grey box overlaid on the left side containing text and buttons.

ACCESS:

BITRON ACCOUNT: [CLICK HERE](#) TO ACCESS

MOODLE ACCOUNT: [CLICK HERE](#) TO ACCESS

If you are in difficulty you can download the [PDF GUIDE](#)  with the access instructions.

You will be directed to this page:

<https://bitronacademy.com/login/index.php>

Enter the credentials provided by your manager and click on "**Log in**".

Usually the Username is composed of:

establishment code + name.lastname

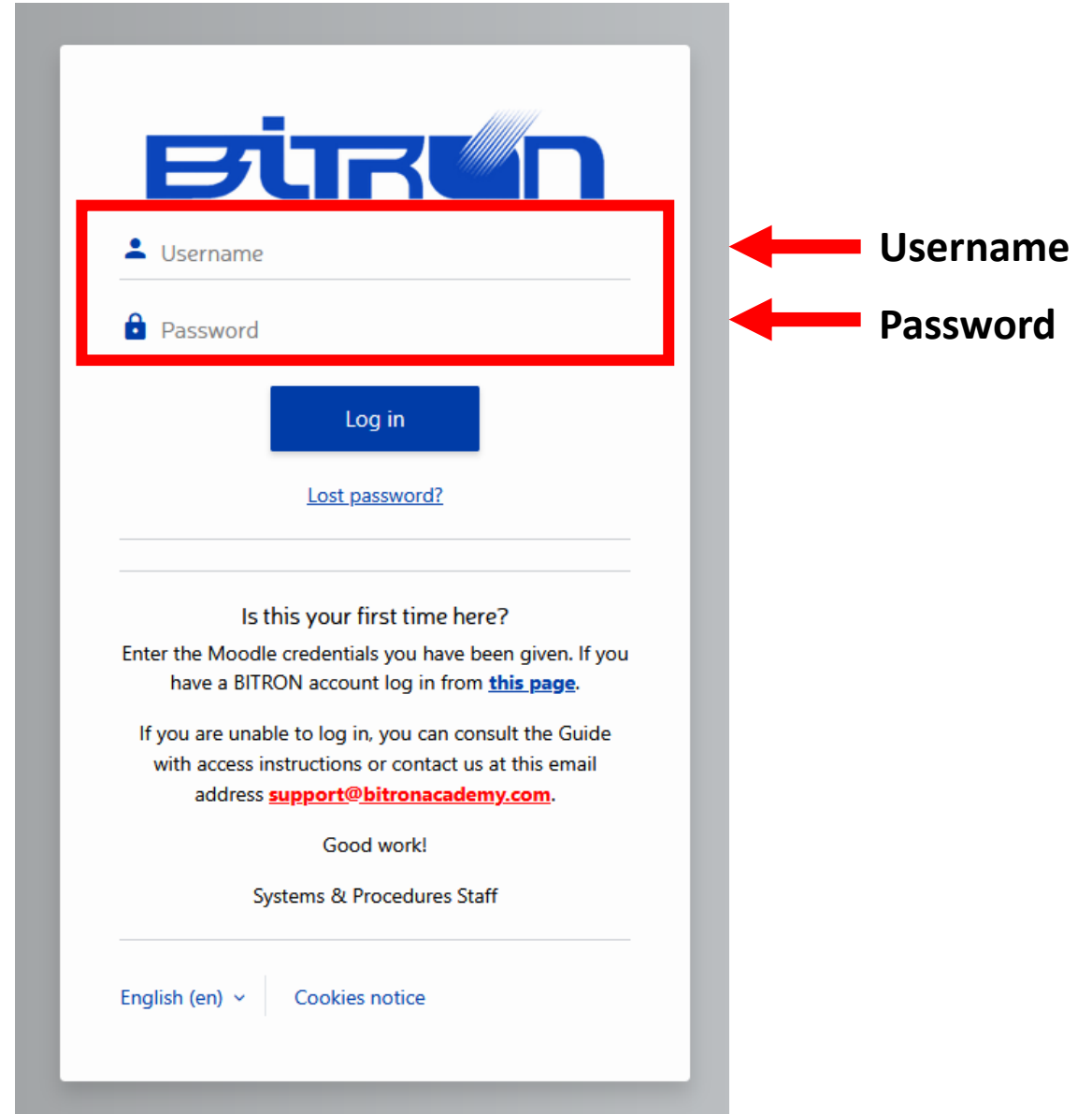
For example:

01john.smith

At the first access the password is:

Password01

but it will need to be reset.



The screenshot shows the Bitron login interface. At the top is the Bitron logo. Below it, a red rectangular box highlights the login fields. To the right of the box, two red arrows point to the fields: the top arrow is labeled "Username" and the bottom arrow is labeled "Password". The fields themselves are labeled "Username" and "Password" with corresponding icons (a person icon for username and a lock icon for password). Below the fields is a blue "Log in" button. Under the button is a link that says "Lost password?". Further down, there is a section titled "Is this your first time here?" with instructions to enter Moodle credentials or consult a guide. At the bottom of this section is an email address: support@bitronacademy.com. Below that is the text "Good work!" and "Systems & Procedures Staff". At the very bottom, there are links for "English (en)" and "Cookies notice".

Username

Password